

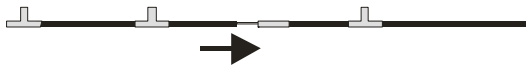
BAZOONGI KIDS

Teepee Tent Item #11124

Teepee Tent is **one of** our latest Bazoongi Kids Play Structures. It is made of industrial approved spun bonded material of bright and rich colours. Our innovative design allows **for** easy assembly, **and** the revolutionary G3 poles **add** strength to the Structure. Enjoy your Play Structure and be sure to contact us for any further information.

PLEASE READ ALL OF THE DIRECTIONS PRIOR TO ASSEMBLY. DO NOT APPLY EXCESS FORCE TO THE POLES DURING ASSEMBLY. ASSEMBLE WITH ADULT SUPERVISION ONLY.

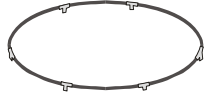
1. Diagram 1



Assemble all of the segments of the shock corded poles.

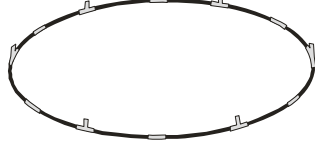
Top Circle

(WHITE)

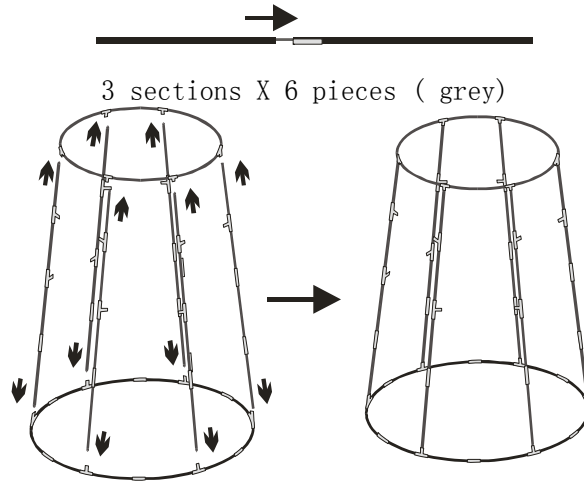


Bottom Circle

(BLUE)



2. Diagram 2

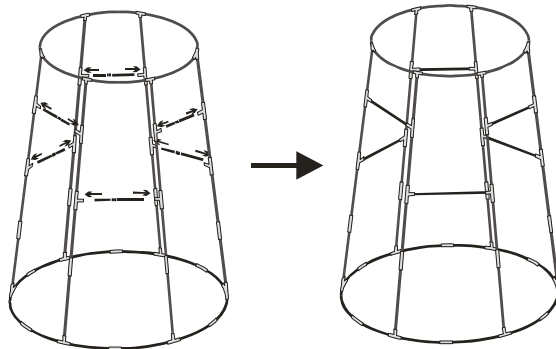


3 sections X 6 pieces (grey)

Insert the 6 pieces grey poles into the top and bottom circle connectors.

3. Diagram 3


1 section X 6 pieces (Blue)



Insert the 6 pieces blue poles into the connectors of the grey poles.

4. Diagram 4

a. Cover the shell onto the frame.



b. Slide the bottom circle of the frame into the pole sleeve on the bottom of tent body.

c. Attach the floor sheet below tent body by Velcro sewn on the sheet.

Now, you can attach all four colorful Indian detachable onto tent body by attaching the Velcro sewn onto the tent body and the detachables themselves.

Care & Safety Instructions

- . This item is for indoor use only. Direct Sunlight can degrade the material.
- . Do not Wash! Clean only with damp cloth!
- . Never Store Wet. Store in a cool dry location.
- . Keep this tent away from heat sources or open flame.